

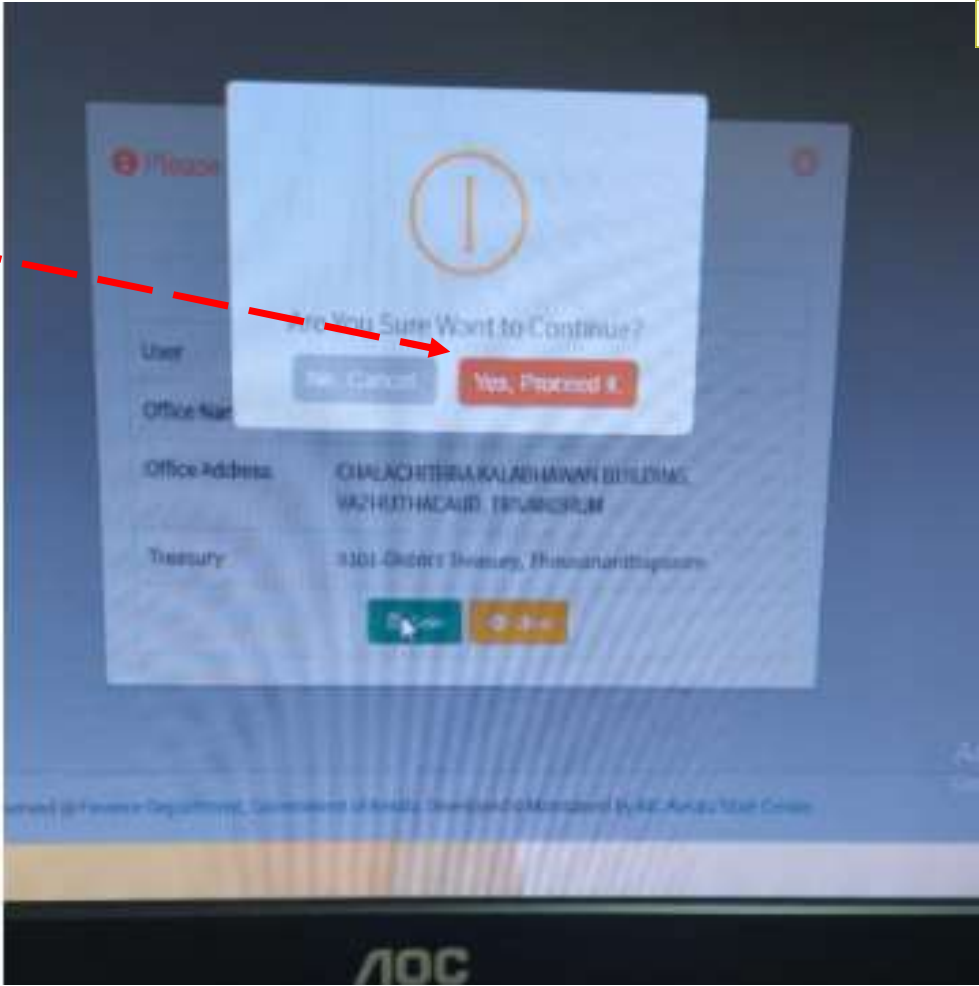
LOGIN FROM YOUR WAMS "OTHER ADMIN" USER & AT HOME WINDOW , SAVE THE eTreasury DETAILS

i Please Update your office in eTreasury.

OFFICE DETAILS

User	<input type="text"/>
Office Name	<input type="text"/>
Office Address	CHALACHITHRA KALABHAWAN BUILDING, VAZHUTHACAUD, TRIVANDRUM
Treasury	0101-District Treasury, Thiruvananthapuram

YES, PROCEED IT.....



Slide 2

U1

User, 10/26/2022

WAMS 2.0 Ways And Means System

✔ Your office in eTreasury is updated
Your Login in eTreasury is [REDACTED]

OFFICE DETAILS

User	[REDACTED]
Office Name	[REDACTED]
Office Address	CHALACHITHRA KALABHAWAN BUILDING, VAZHUTHACAUD, TRIVANDRUM
Treasury	0101-District Treasury, Thiruvananthapuram

Close

Once again login to your WAMS as Other Admin.

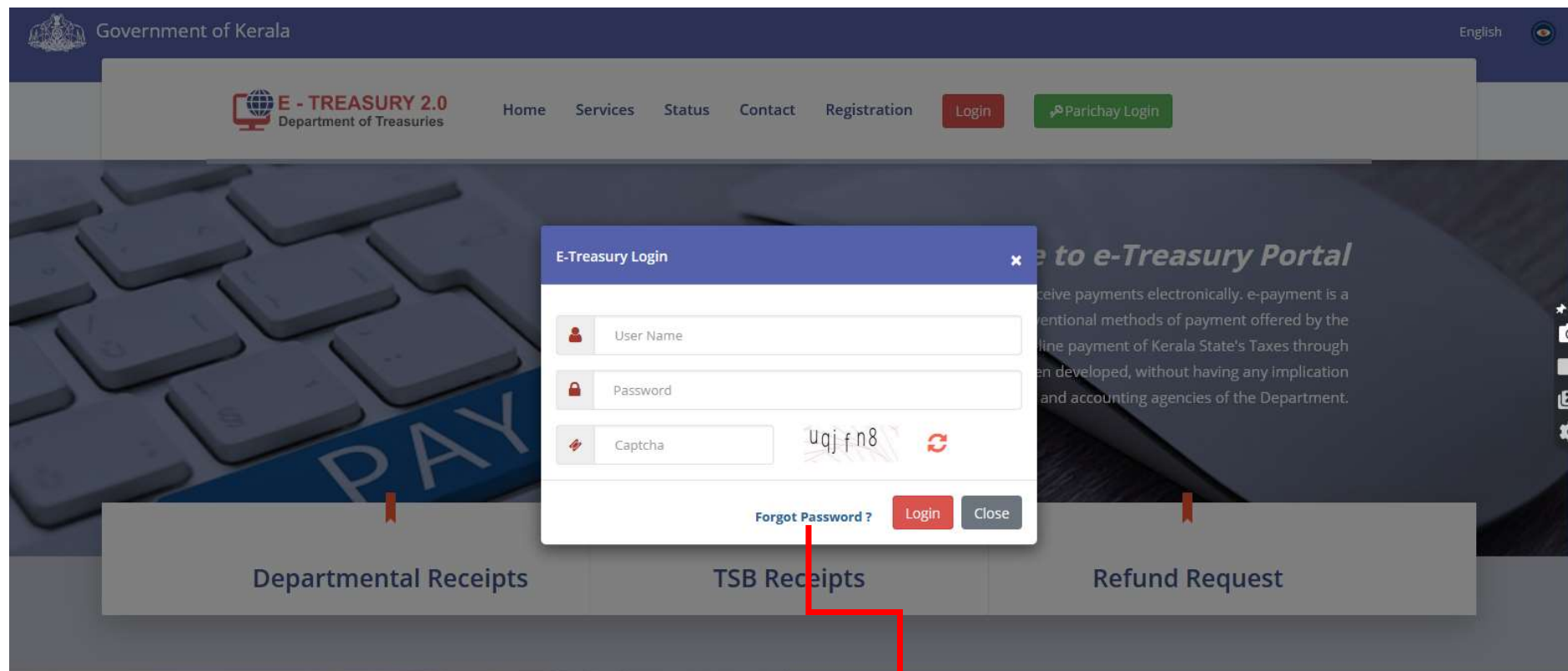
YOUR eTreasury LOGIN USER ID

Slide 3

U2

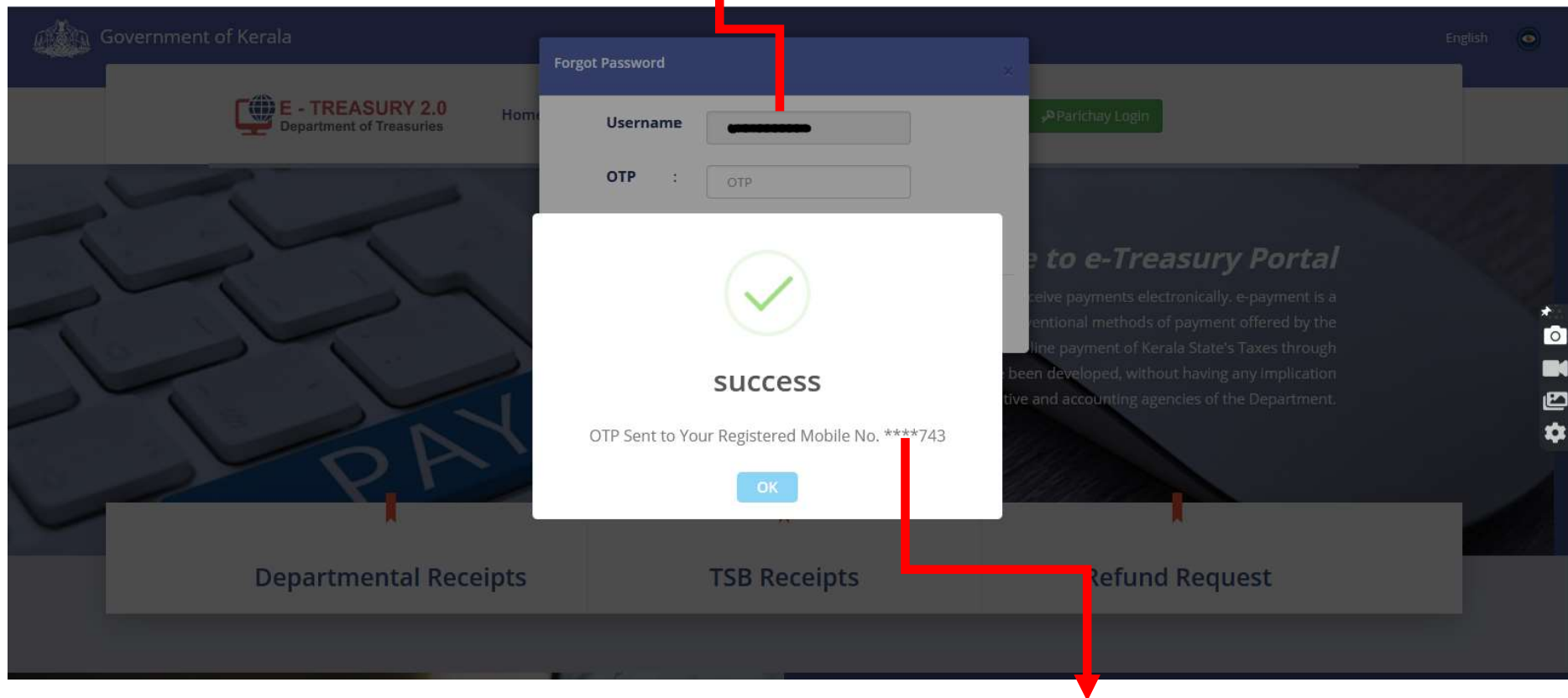
User, 10/26/2022

NOW go to the eTreasury 2.0 present url . <https://portal.etreasury.kerala.gov.in/>
(etreasury 2.0 will migrated to its original url <https://etreasury.kerala.gov.in/> after November 1st,2022)



CLICK FORGOT PASSWORD

TYPE YOUR NEW ETREASURY USER ID HERE AND
SUBMIT FOR OTP.



OTP WILL SEND TO REGISTERED MOBILE.

ENTER OTP AND SUBMIT.

THEN

NEW eTreasury password will receive in the
registered mobile.